

MONTHLY REPORT OF DISBURSEMENTS
For the month of January 2023


Department : State Universities and Colleges (SUCs)
 Agency/Entity : Cagayan State University
 Operating Unit : < not applicable >
 Organization Code (UACS) : 08 022 000000
 Fund Cluster : 01 Regular Agency Fund


Particulars	Current Year Budget					Prior Year's Budget											Current Year's Accounts Payable				Trust Liabilities				Grand Total					Remarks	
	PS	MOOE	FinEx	CO	TOTAL	Prior Year's Accounts Payable					Current Year's Accounts Payable						PS	MOOE	CO	TOTAL	PS	MOOE	FinEx	CO	TOTAL	PS	MOOE	FinEx	CO		TOTAL
						PS	MOOE	FinEx	CO	Sub-Total	PS	MOOE	FinEx	CO	Sub-Total	TOTAL															
1	2	3	4	5	6=(2+3+4+5)	7	8	9	10	11=(7+8+9+10)	12	13	14	15	16=(12+13+14+15)	17=(11+16)	18=(6+17)	19	20	21	22=(19+20+21)	23	24	25	26	27=(23+24+25+26)	28				
CASH DISBURSEMENTS	43,831,108.97	5,657,426.53	0.00	0.00	49,488,535.50	5,160,351.75	53,892.40	0.00	30,257.32	5,244,501.47	0.00	0.00	0.00	0.00	0.00	5,244,501.47	54,733,036.97	0.00	0.00	0.00	0.00	48,991,460.72	5,711,318.93	0.00	30,257.32	54,733,036.97					
Notice of Cash Allocation (NCA)	43,831,108.97	5,657,426.53	0.00	0.00	49,488,535.50	5,160,351.75	53,892.40	0.00	30,257.32	5,244,501.47	0.00	0.00	0.00	0.00	0.00	5,244,501.47	54,733,036.97	0.00	0.00	0.00	0.00	48,991,460.72	5,711,318.93	0.00	30,257.32	54,733,036.97					
MDS Checks Issued	101,652.78	0.00	0.00	0.00	101,652.78	426,263.41	0.00	0.00	0.00	426,263.41	0.00	0.00	0.00	0.00	0.00	426,263.41	527,916.19	0.00	0.00	0.00	0.00	527,916.19	0.00	0.00	0.00	527,916.19					
Advice to Debit Account	43,729,456.19	5,657,426.53	0.00	0.00	49,386,882.72	4,734,088.34	53,892.40	0.00	30,257.32	4,818,238.06	0.00	0.00	0.00	0.00	0.00	4,818,238.06	54,205,120.78	0.00	0.00	0.00	0.00	48,463,544.53	5,711,318.93	0.00	30,257.32	54,205,120.78					
Notice of Transfer Allocations (NTA)	0.00	0.00	0.00	0.00	0.00	0.00	0.00	0.00	0.00	0.00	0.00	0.00	0.00	0.00	0.00	0.00	0.00	0.00	0.00	0.00	0.00	0.00	0.00	0.00	0.00	0.00	0.00				
MDS Checks Issued	0.00	0.00	0.00	0.00	0.00	0.00	0.00	0.00	0.00	0.00	0.00	0.00	0.00	0.00	0.00	0.00	0.00	0.00	0.00	0.00	0.00	0.00	0.00	0.00	0.00	0.00	0.00	0.00			
Advice to Debit Account	0.00	0.00	0.00	0.00	0.00	0.00	0.00	0.00	0.00	0.00	0.00	0.00	0.00	0.00	0.00	0.00	0.00	0.00	0.00	0.00	0.00	0.00	0.00	0.00	0.00	0.00	0.00	0.00			
Working Fund for FAPs	0.00	0.00	0.00	0.00	0.00	0.00	0.00	0.00	0.00	0.00	0.00	0.00	0.00	0.00	0.00	0.00	0.00	0.00	0.00	0.00	0.00	0.00	0.00	0.00	0.00	0.00	0.00	0.00			
Cash Disbursement Ceiling (CDC)	0.00	0.00	0.00	0.00	0.00	0.00	0.00	0.00	0.00	0.00	0.00	0.00	0.00	0.00	0.00	0.00	0.00	0.00	0.00	0.00	0.00	0.00	0.00	0.00	0.00	0.00	0.00	0.00			
TOTAL CASH DISBURSEMENTS	43,831,108.97	5,657,426.53	0.00	0.00	49,488,535.50	5,160,351.75	53,892.40	0.00	30,257.32	5,244,501.47	0.00	0.00	0.00	0.00	0.00	5,244,501.47	54,733,036.97	0.00	0.00	0.00	0.00	48,991,460.72	5,711,318.93	0.00	30,257.32	54,733,036.97					
NON-CASH DISBURSEMENTS	4,563,983.73	231,588.91	0.00	0.00	4,795,572.64	0.00	0.00	0.00	0.00	0.00	0.00	0.00	0.00	0.00	0.00	0.00	4,795,572.64	0.00	0.00	0.00	0.00	4,563,983.73	231,588.91	0.00	0.00	4,795,572.64					
Tax Remittance Advices Issued (TRA)	4,563,983.73	231,588.91	0.00	0.00	4,795,572.64	0.00	0.00	0.00	0.00	0.00	0.00	0.00	0.00	0.00	0.00	0.00	4,795,572.64	0.00	0.00	0.00	0.00	4,563,983.73	231,588.91	0.00	0.00	4,795,572.64					
Non-Cash Availment Authority (NCAA)	0.00	0.00	0.00	0.00	0.00	0.00	0.00	0.00	0.00	0.00	0.00	0.00	0.00	0.00	0.00	0.00	0.00	0.00	0.00	0.00	0.00	0.00	0.00	0.00	0.00	0.00	0.00				
Disbursements effected through outright deductions from claims (please specify...)	0.00	0.00	0.00	0.00	0.00	0.00	0.00	0.00	0.00	0.00	0.00	0.00	0.00	0.00	0.00	0.00	0.00	0.00	0.00	0.00	0.00	0.00	0.00	0.00	0.00	0.00	0.00				
Overpayment of expenses (e.g. personnel benefits)	0.00	0.00	0.00	0.00	0.00	0.00	0.00	0.00	0.00	0.00	0.00	0.00	0.00	0.00	0.00	0.00	0.00	0.00	0.00	0.00	0.00	0.00	0.00	0.00	0.00	0.00	0.00				
Restitution for loss of government property	0.00	0.00	0.00	0.00	0.00	0.00	0.00	0.00	0.00	0.00	0.00	0.00	0.00	0.00	0.00	0.00	0.00	0.00	0.00	0.00	0.00	0.00	0.00	0.00	0.00	0.00	0.00				
Liquidated damages and similar claims	0.00	0.00	0.00	0.00	0.00	0.00	0.00	0.00	0.00	0.00	0.00	0.00	0.00	0.00	0.00	0.00	0.00	0.00	0.00	0.00	0.00	0.00	0.00	0.00	0.00	0.00	0.00				
Others (TEF, BTR, Documentary Stamp Tax, etc.)	0.00	0.00	0.00	0.00	0.00	0.00	0.00	0.00	0.00	0.00	0.00	0.00	0.00	0.00	0.00	0.00	0.00	0.00	0.00	0.00	0.00	0.00	0.00	0.00	0.00	0.00	0.00				
TOTAL NON-CASH DISBURSEMENTS	4,563,983.73	231,588.91	0.00	0.00	4,795,572.64	0.00	0.00	0.00	0.00	0.00	0.00	0.00	0.00	0.00	0.00	0.00	4,795,572.64	0.00	0.00	0.00	0.00	4,563,983.73	231,588.91	0.00	0.00	4,795,572.64					
GRAND TOTAL	48,395,092.70	5,889,015.44	0.00	0.00	54,284,108.14	5,160,351.75	53,892.40	0.00	30,257.32	5,244,501.47	0.00	0.00	0.00	0.00	0.00	5,244,501.47	59,528,609.61	0.00	0.00	0.00	0.00	53,555,444.45	5,942,907.84	0.00	30,257.32	59,528,609.61					


SUMMARY

Particulars (1)	Previous Report (2)	This Month (3)	As at Date (4)
Total Disbursement Authorities Received	0.00	59,533,572.64	59,533,572.64
NCA	0.00	54,738,000.00	54,738,000.00
NTA	0.00	0.00	0.00
Working Fund	0.00	0.00	0.00
TRA	0.00	4,795,572.64	4,795,572.64
CDC	0.00	0.00	0.00
NCAA	0.00	0.00	0.00
Less: Notice of Transfer of Allocations (NTA)* Issued	0.00	0.00	0.00
Total Disbursement Authorities Available	0.00	59,533,572.64	59,533,572.64
Less:	0.00	0.00	0.00
Lapsed NCA	0.00	0.00	0.00
Disbursements	0.00	59,528,609.61	59,528,609.61
Less: Other Non-Cash Disbursements	0.00	0.00	0.00
Disbursements effected through outright deductions from claims	0.00	0.00	0.00
Overpayment of expenses (e.g. personnel benefits)	0.00	0.00	0.00
Restitution for loss of government property	0.00	0.00	0.00
Liquidated damages and similar claims	0.00	0.00	0.00
Others (e.g. TEF, BTR, Docs Stamp, etc.)	0.00	0.00	0.00
Add/Less: Adjustments (e.g. cancelled/staled checks)	0.00	0.00	0.00
Balance of Disbursement Authorities as at date	0.00	4,963.03	4,963.03
Total Disbursements Program	0.00	68,718,000.00	68,718,000.00
Less: *Actual Disbursements	0.00	59,528,609.61	59,528,609.61
(Over)/Under spending	0.00	9,189,390.39	9,189,390.39

Notes: * The use of NTA is discouraged
 Notes: ** Amounts should tally with the grand total disbursement (column 27).

Certified Correct:

 MARIA REMEDIOS E. ANONON, CPA
 Date: February 11, 2023

Recommending Approval:

 EMERITA P. GERON, CPA
 Date: February 11, 2023

Approved By:

 URDUJAH G. ALVARADO, Ph.D., CESO II
 Date: February 11, 2023

MONTHLY REPORT OF DISBURSEMENTS
For the month of February 2023


FAR No. 4


Department : State Universities and Colleges (SUCs)
Agency/Entity : Cagayan State University
Operating Unit : < not applicable >
Organization Code (UACS) : 08 022 000000
Fund Cluster : 01 Regular Agency Fund

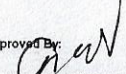
Particulars	Current Year Budget					Prior Year's Budget										Trust Liabilities			Grand Total					Remarks				
	PS	MOOE	FinEx	CO	TOTAL	Prior Year's Accounts Payable					Current Year's Accounts Payable					TOTAL	SUB-TOTAL			TOTAL								
	2	3	4	5	6=(2+3+4+5)	7	8	9	10	11=(7+8+9+10)	12	13	14	15	16=(12+13+14+15)	17=(11+16)	18=(6+17)	19	20	21	22=(19+20+21)	23	24		25	26	27=(23+24+25+26)	28
CASH DISBURSEMENTS	48,564,594.09	6,170,910.33	0.00	0.00	54,735,504.42	0.00	5,730.77	0.00	0.00	5,730.77	0.00	0.00	0.00	0.00	5,730.77	64,741,235.19	0.00	0.00	0.00	0.00	64,741,235.19	0.00	0.00	0.00	0.00	64,741,235.19	0.00	54,741,235.19
Notice of Cash Allocation (NCA)	48,564,594.09	6,170,910.33	0.00	0.00	54,735,504.42	0.00	5,730.77	0.00	0.00	5,730.77	0.00	0.00	0.00	0.00	5,730.77	64,741,235.19	0.00	0.00	0.00	0.00	64,741,235.19	0.00	0.00	0.00	0.00	64,741,235.19	0.00	54,741,235.19
MDS Checks Issued	457,091.11	128,383.87	0.00	0.00	585,474.98	0.00	0.00	0.00	0.00	0.00	0.00	0.00	0.00	0.00	0.00	585,474.98	0.00	0.00	0.00	0.00	585,474.98	0.00	0.00	0.00	0.00	585,474.98	0.00	585,474.98
Advice to Debt Account	48,107,502.98	6,042,526.46	0.00	0.00	54,150,029.44	0.00	5,730.77	0.00	0.00	5,730.77	0.00	0.00	0.00	0.00	5,730.77	64,155,760.21	0.00	0.00	0.00	0.00	64,155,760.21	0.00	0.00	0.00	0.00	64,155,760.21	0.00	54,155,760.21
Notice of Transfer Allocations (NTA)	0.00	0.00	0.00	0.00	0.00	0.00	0.00	0.00	0.00	0.00	0.00	0.00	0.00	0.00	0.00	0.00	0.00	0.00	0.00	0.00	0.00	0.00	0.00	0.00	0.00	0.00	0.00	0.00
MDS Checks Issued	0.00	0.00	0.00	0.00	0.00	0.00	0.00	0.00	0.00	0.00	0.00	0.00	0.00	0.00	0.00	0.00	0.00	0.00	0.00	0.00	0.00	0.00	0.00	0.00	0.00	0.00	0.00	0.00
Advice to Debt Account	0.00	0.00	0.00	0.00	0.00	0.00	0.00	0.00	0.00	0.00	0.00	0.00	0.00	0.00	0.00	0.00	0.00	0.00	0.00	0.00	0.00	0.00	0.00	0.00	0.00	0.00	0.00	0.00
Working Fund for FAPs	0.00	0.00	0.00	0.00	0.00	0.00	0.00	0.00	0.00	0.00	0.00	0.00	0.00	0.00	0.00	0.00	0.00	0.00	0.00	0.00	0.00	0.00	0.00	0.00	0.00	0.00	0.00	0.00
Cash Disbursement Calling (CDC)	0.00	0.00	0.00	0.00	0.00	0.00	0.00	0.00	0.00	0.00	0.00	0.00	0.00	0.00	0.00	0.00	0.00	0.00	0.00	0.00	0.00	0.00	0.00	0.00	0.00	0.00	0.00	0.00
TOTAL CASH DISBURSEMENTS	48,564,594.09	6,170,910.33	0.00	0.00	54,735,504.42	0.00	5,730.77	0.00	0.00	5,730.77	0.00	0.00	0.00	0.00	5,730.77	64,741,235.19	0.00	0.00	0.00	0.00	64,741,235.19	0.00	0.00	0.00	0.00	64,741,235.19	0.00	54,741,235.19
NON-CASH DISBURSEMENTS	4,234,284.60	139,640.80	0.00	0.00	4,373,925.40	0.00	0.00	0.00	0.00	0.00	0.00	0.00	0.00	0.00	0.00	4,373,925.40	0.00	0.00	0.00	0.00	4,373,925.40	0.00	0.00	0.00	0.00	4,373,925.40	0.00	4,373,925.40
Tax Remittance Advices Issued (TRA)	4,234,284.60	139,640.80	0.00	0.00	4,373,925.40	0.00	0.00	0.00	0.00	0.00	0.00	0.00	0.00	0.00	0.00	4,373,925.40	0.00	0.00	0.00	0.00	4,373,925.40	0.00	0.00	0.00	0.00	4,373,925.40	0.00	4,373,925.40
Non-Cash Availment Authority (NCAA)	0.00	0.00	0.00	0.00	0.00	0.00	0.00	0.00	0.00	0.00	0.00	0.00	0.00	0.00	0.00	0.00	0.00	0.00	0.00	0.00	0.00	0.00	0.00	0.00	0.00	0.00	0.00	0.00
Disbursements effected through outright deductions from claims (unless specified)	0.00	0.00	0.00	0.00	0.00	0.00	0.00	0.00	0.00	0.00	0.00	0.00	0.00	0.00	0.00	0.00	0.00	0.00	0.00	0.00	0.00	0.00	0.00	0.00	0.00	0.00	0.00	0.00
Overpayment of expenses (e.g. personal benefits)	0.00	0.00	0.00	0.00	0.00	0.00	0.00	0.00	0.00	0.00	0.00	0.00	0.00	0.00	0.00	0.00	0.00	0.00	0.00	0.00	0.00	0.00	0.00	0.00	0.00	0.00	0.00	0.00
Restitution for loss of government property	0.00	0.00	0.00	0.00	0.00	0.00	0.00	0.00	0.00	0.00	0.00	0.00	0.00	0.00	0.00	0.00	0.00	0.00	0.00	0.00	0.00	0.00	0.00	0.00	0.00	0.00	0.00	0.00
Liquidated damages and similar claims	0.00	0.00	0.00	0.00	0.00	0.00	0.00	0.00	0.00	0.00	0.00	0.00	0.00	0.00	0.00	0.00	0.00	0.00	0.00	0.00	0.00	0.00	0.00	0.00	0.00	0.00	0.00	0.00
Others (e.g. TEF, BTR, Documentary Stamp Tax, etc.)	0.00	0.00	0.00	0.00	0.00	0.00	0.00	0.00	0.00	0.00	0.00	0.00	0.00	0.00	0.00	0.00	0.00	0.00	0.00	0.00	0.00	0.00	0.00	0.00	0.00	0.00	0.00	0.00
TOTAL NON-CASH DISBURSEMENTS	4,234,284.60	139,640.80	0.00	0.00	4,373,925.40	0.00	0.00	0.00	0.00	0.00	0.00	0.00	0.00	0.00	0.00	4,373,925.40	0.00	0.00	0.00	0.00	4,373,925.40	0.00	0.00	0.00	0.00	4,373,925.40	0.00	4,373,925.40
GRAND TOTAL	52,798,878.69	6,310,551.13	0.00	0.00	59,109,429.82	0.00	5,730.77	0.00	0.00	5,730.77	0.00	0.00	0.00	0.00	5,730.77	69,115,160.59	0.00	0.00	0.00	0.00	69,115,160.59	0.00	0.00	0.00	0.00	69,115,160.59	0.00	59,115,160.59

Particulars	Previous Report	This Month	As at Date
(1)	(2)	(3)	(4)
Total Disbursement Authorities Received	59,533,872.64	59,116,889.43	118,650,461.07
NCA	54,738,000.00	54,738,000.00	109,476,000.00
NTA	0.00	0.00	0.00
Working Fund	0.00	4,963.03	4,963.03
TRA	4,795,872.64	4,373,925.40	9,169,498.04
CDC	0.00	0.00	0.00
NCAA	0.00	0.00	0.00
Less: Notice of Transfer of Allocations (NTA) Issued	0.00	0.00	0.00
Total Disbursement Authorities Available	59,533,872.64	59,116,889.43	118,650,461.07
Less:	0.00	0.00	0.00
Lapsed NCA	0.00	0.00	0.00
Disbursements	58,528,609.61	59,115,160.59	118,643,770.20
Less: Other Non-Cash Disbursements	0.00	0.00	0.00
Disbursements effected through outright deductions from claims	0.00	0.00	0.00
Overpayment of expenses (e.g. personal benefits)	0.00	0.00	0.00
Restitution for loss of government property	0.00	0.00	0.00
Liquidated damages and similar claims	0.00	0.00	0.00
Others (e.g. TEF, BTR, Docs Stamp, etc.)	0.00	0.00	0.00
Less: Adjustments (e.g. cancelled/stepped checks)	0.00	0.00	0.00
Balance of Disbursement Authorities as at date	4,963.03	1,727.84	6,690.87
Total Disbursements Program	58,719,609.00	58,719,000.00	137,436,000.00
Less: Actual Disbursements	58,828,609.61	59,115,160.59	118,643,770.20
Over/Under spending	9,109,390.39	9,602,638.41	18,792,229.80

Notes: ~ The use of NTA is discouraged
Notes: ** Amounts should tally with the grand total disbursement (column 27).

Certified Correct:

MARIA REMEDIOS E. MANGONAN, CPA
OIC - University Accountant
Date: March 10, 2023

Recommending Approval:

EMERITA P. GERON, CPA
FMO - Head
Date

Approved By:

URDULIAH G. ALVARADO, Ph.D., CESO II
University President
Date: March 10, 2023

